



Release Note for TG200/400

Version 53.18.0.X

Yeastar Information Technology Co. Ltd.

===Firmware Version: V53.18.0.46===
Applicable Model: TG200/400
Release Date: June 13, 2016

New Feature

This firmware version supports new 3G module UC15. The UC15 module supports WCDMA and GSM. This new 3G module provides better voice quality and high stability. There are 3 UC15 models:

- **UC15-A:** for America
- **UC15-E:** for Europe
- **UC15-T:** for Thailand

Old 3G Module - SIM5215



New 3G Module - UC15



===Firmware Version: V53.18.0.44===
Applicable Model: TG200/400
Release Date: December 16, 2015

Optimization

1. Added the firmware support for new hardware version V1.4. Note that the TG200/400 with the hardware version V1.4 can only load the firmware version of 53.18.0.44 or higher.

===Firmware Version: V53.18.0.43===

Applicable Model: TG200/400

Release Date: August 5, 2015

New Features

2. Added Auto CLIP feature.
3. Added FTP Enable and Disable option on "LAN Settings" page.
4. Added "OPTIONS Response 200" option on "SIP Settings" page.

Optimization

1. The character "+" is allowed in "custom country code" field on "Send SMS" page.
2. Supports to edit USSD in bulk.
3. To improve the system security, password for accounts "admin" and "sms" are not allowed to set to "password".

Bug Fixes

1. Fixed the issue that "Inbound Caller Pattern" filed with blank value could not work for the calls with blank caller ID from "IP to Mobile".
2. Fixed the issue that users might hear DTMF tones during a call even if no key was pressed.
3. Fixed the DTMF incompatibility issue with Panasonic PBX NS1000 that DTMF sending from TG gateway to Panasonic PBX could not be detected correctly.
4. Fixed the issue that the VoIP trunk could not work if "Outbound Proxy Server" was enabled for the trunk.
5. Fixed the incompatibility issue with LIME SIM card that SIM card status could not display properly on TG web user interface.
6. Fixed the issue that if only one GSM trunk was selected in a Port Group, the Port Group could not work properly.

New Features (Instruction)

1. Added Auto CLIP feature.

Path: Gateway→Routes Settings→Auto CLIP Settings

Instruction: TG gateway automatically stores information of failed "IP to Mobile" calls to the AutoCLIP routing table. For example, user A calls from PBX through GSM trunk on TG gateway to user B, but user B does not answer the call. When the user B returns the call, it will be routed directly to the user A.

AutoCLIP Settings

General Settings

Note:
 1. Unconnected outgoing calls (missed calls on a mobile phone) will be stored in the AutoCLIP List.
 2. If the callee returns the call and it is answered, the record in the AutoCLIP list will be deleted.

Enable:

Keep Time: Hour

AutoCLIP List

Total: 0 Show: 0 View:

No AutoCLIP List

<<Prev Next>> Page : / 0

2. Added FTP Enable and Disable option on "LAN Settings" page.

Path: System→Network Preferences→LAN Settings

Instruction: after enabling FTP, users could log in TG gateway via FTP. By default, the FTP is enabled.

LAN Settings

General Settings

DHCP:

Enable SSH: Port:

Enable FTP: Port:

Hostname:

IP Address:

Subnet Mask:

Gateway:

3. Added "OPTIONS Response 200" option on "SIP Settings" page.

Path: Gateway→VoIP Settings→SIP Settings→Advanced Settings

Instruction: if the option is set to "Yes", TG gateway will reply "200OK" if the SIP provider sends OPTIONS message.

SIP Settings

General NAT Codecs QOS Response Code **Advanced Settings**

From Field:

To Field:

180 Ringing:

Remote Party ID: send trust

Allow Guest:

Pedantic:

Alwaysauthreject:

OPTIONS Response 200:

Session-timers:

Session-expires: s

Optimization (Instruction)

1. The character "+" is allowed in "custom country code" field on "Send SMS" page.

Path: SMS→SMS→Send SMS

Instruction:

Send SMS

General Settings

Country Code ⓘ : Custom [v] +1

Destination ⓘ : 18373662 [+ Add Contacts]

Select Port : Port 1 [v]

Content :
Hello, world!

⋮ 13/300

2. Supports to edit USSD in bulk.

Path: SMS → SMS → USSD

Instruction: users could enter the global USSD content first, then select desired ports, click “Copy to the selected Port” to apply the global USSD the ports.

USSD

Copy to the Selected Port [test] Erase Data

<input type="checkbox"/>	Port	USSD Request	USSD Response
<input checked="" type="checkbox"/>	1	test	--
<input checked="" type="checkbox"/>	2	test	--
<input type="checkbox"/>	4		--

Send Exit USSD Session

====Firmware Version: V53.18.0.41====

Applicable Model: NeoGate TG200 V2 & TG400

Release Date: March 24th, 2015

1. New Features

1. Added support for UMTS module.
2. Added support for remote extension.

2. Optimization

1. SSH Settings on “LAN Settings” page will take effect without rebooting.
2. Limit input to numbers and semicolon only for “Destination” field on “Send SMS” page.

3. Bug Fixes

1. Fixed the issue that the “Call Duration” value for GSM trunks would be a minus if the call durations of the GSM trunks were too long.
2. Deleted the useless script file “portabilidade.sh”.
(/persistent/script/portabilidade.sh)

4. Instruction (New Features)

1. Added support for UMTS module.

Currently, UMTS module only supported on NeoGate TG400 V1.

There are two kinds of UMTS module: SIM5215E and SIM5215J Module.

SIM5215E: Dual-Band UMTS/HSDPA 900/2100 MHz

Quad-Band GSM/GPRS/EDGE 850/900/1800MHz

SIM5215J: Dual-Band UMTS/HSDPA 850(800)/2100 MHz

Quad-Band GSM/GPRS/EDGE 850/900/1800/1900 MHz

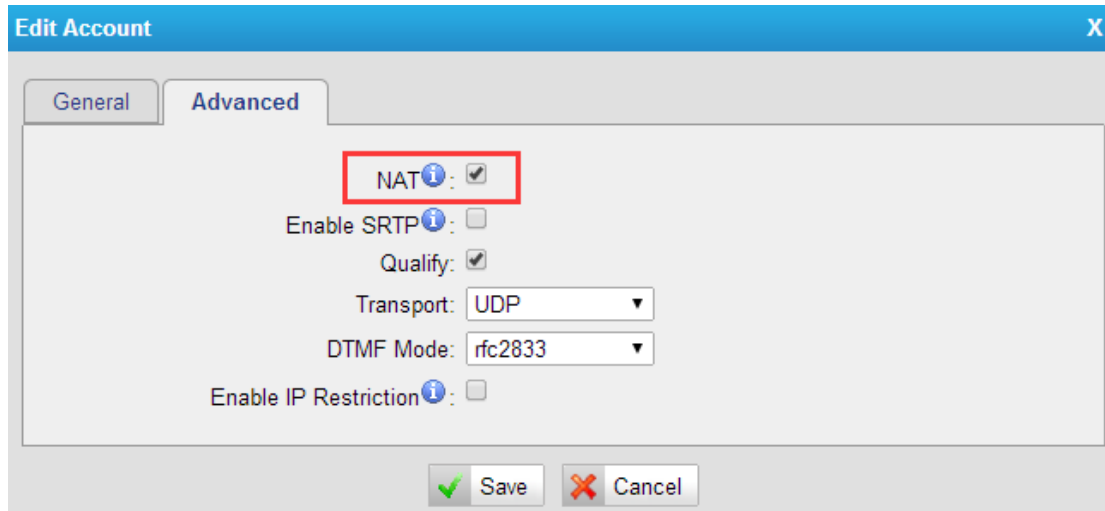
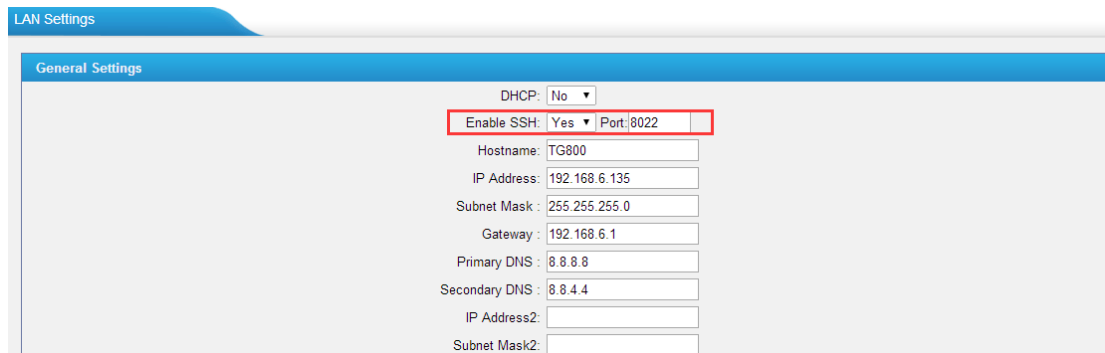


UMTS Module—SIM5215E

UMTS Module—SIM5215J


2. Added support for remote extension.**Path:** Gateway→VoIP Settings→VoIP Trunk**Instruction:**



Tick the new added option “NAT” for the “Account” type VoIP trunk, you can register the account remotely.

**5. Instruction (Optimization)****1. SSH Settings on “LAN Settings” page will take effect without rebooting.****Path:** System→Network Preferences→LAN Settings**Instruction:****2. Limit input to numbers and semicolon only for “Destination” field on “Send SMS” page.****Path:** SMS→Send SMS**Instruction:**

Send SMS

General Settings


Country Code  :

Destination  : 

Select Port :

Content :

11/300



====Firmware Version: V53.18.0.39=====

Applicable Model: NeoGate TG200 V2 & TG400

Release Date: October 13th, 2014

1. New Features

1. Added "IP Restriction" option in Account type VoIP Trunk creating page.
2. Added "Round up duration" option for each GSM trunk.
3. Added periodic clearing of call duration function for each GSM trunk.
4. Added configuration of GSM-SIP Response Code.
5. Added "Email to SMS" feature and "SMS to Email" feature.
6. Added "SMS Clear Settings" for SMS Outbox and SMS Inbox.
7. Added "Disable" feature for GSM trunks to limit outbound calls through the trunks.
8. The Subject and contents of Email alerts are configurable in Balance Alarm Settings.
9. Added a separate "sms" account to access the SMS settings.
10. Supports VPN network in "Static Route Settings".
11. Added "Hotline" option on a Route settings page with Simple Mode.
12. Added "NO CARRIER" status on Call Log page for the call failed caused by GSM.

2. Bug Fixes

1. Fixed the issue that the contents of Email alert are blank if sim2000c module was installed on NeoGate TG800.
2. Fixed the issue that the call transfer would fail if "No Answer" is selected on "Follow Me Settings" page.
3. Deleted useless "TFTP" settings on "Security Center" page.
4. Fixed the issue that the SMS would be sent to a wrong number if you replied a SMS on the Inbox page and checked "Do not need the plus sign". The system deleted the first character of the destination number without detecting the plus sign. For example, if you replied a SMS to number 15880270800 and checked "Do not need the plus sign", the SMS would be sent to number 5880270800.
5. Fixed the issue that the description of pop-up error message was incorrect when no DID number or invalid DID number was configured.
6. Fixed the issue that only 88 SMS contacts could be deleted even if all the SMS contacts were selected.
7. Fixed the issue that there was no prompt box for IP Blacklist when logging in the system.
8. Fixed the issue that there was a 502 Bad Gateway error or nothing displayed on Trunk Status page when the system was under SMS bomb.
9. Fixed the issue that the contacts would be missed when selecting all the 10 groups of contacts on Send SMS page.

10. Fixed the bug that the system did not send the original caller ID to VoIP Server but the SIM card number (which is installed on NeoGate TG) when a call came in NeoGate TG to a VoIP Server.
11. Fixed the issue that a “beep” sound would be heard when a call was answered on SIP side.
12. Fixed the issue that deleting system logs could not work correctly.
13. Fixed the issue that the GSM trunk status would be “READY Called to” and the trunk became unavailable when there were plenty of incoming calls to NeoGate TG.

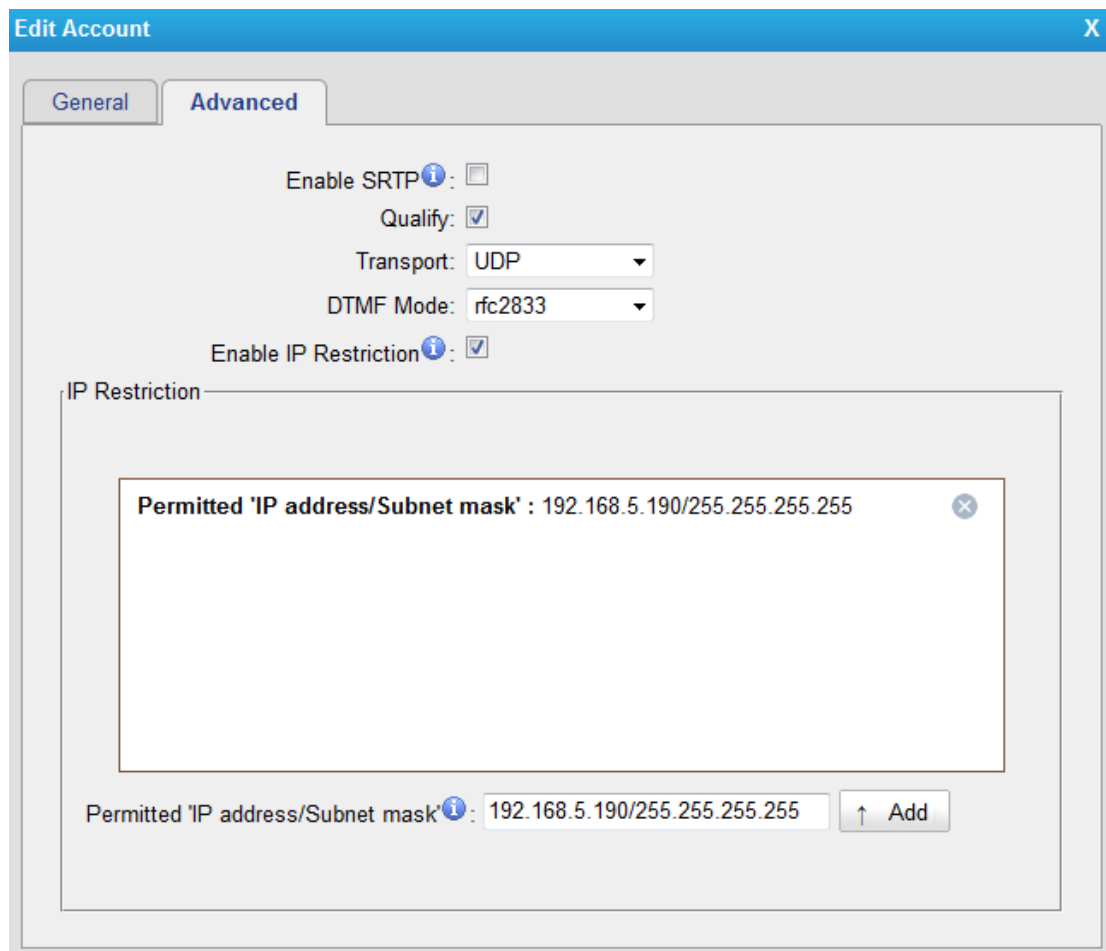
3. Instruction (New Features)

1. Added “IP Restriction” option in Account type VoIP Trunk creating page.

Path: Gateway→VoIP Settings→VoIP Trunk

Instruction:

When it's configured, only the permitted IP can register this account. All the other registry requests will be denied.



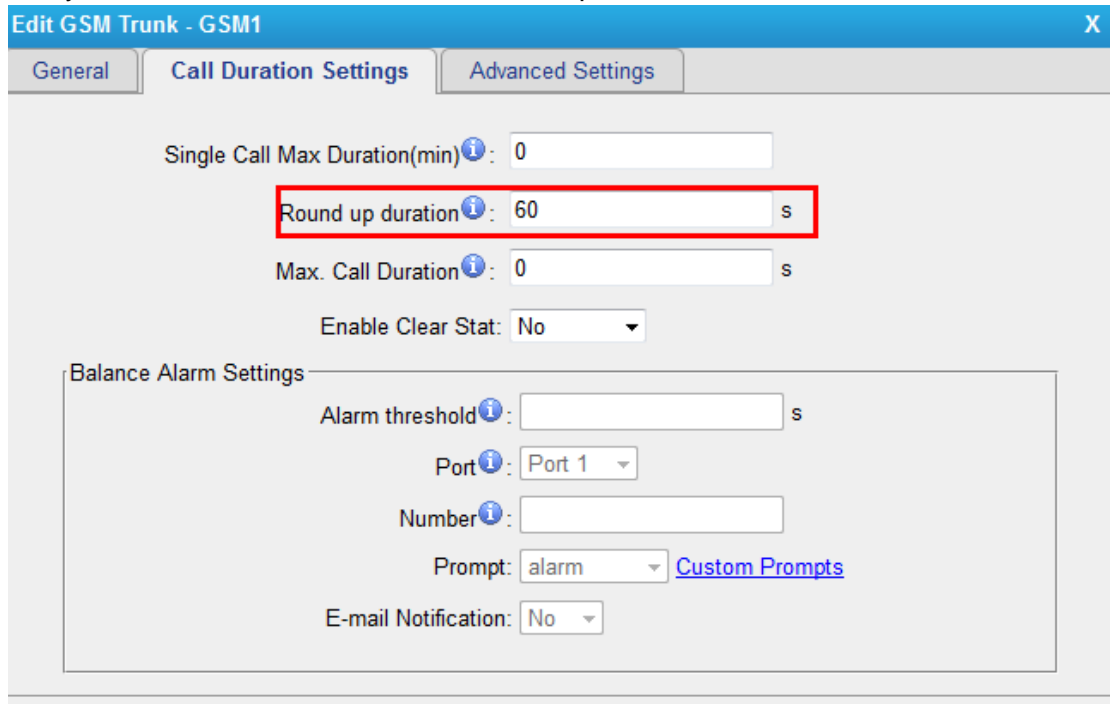
2. Added “Round up duration” option for each GSM trunk.

Path: Gateway→Module List→Module List

Instruction:

The round up duration setting provides a precise way for billing clients as your preference. The default setting is 60 (seconds). Once the setting is changed, the call duration for this GSM trunk will be cleared.

For example, if the Round up duration value is set to 10 (seconds), the call is charged every 10s, shorter than 10 will be rounded up to 10 .



The screenshot shows the 'Edit GSM Trunk - GSM1' configuration window. The 'Call Duration Settings' tab is active. The 'Round up duration' field is highlighted with a red box and contains the value '60' with a unit 's'. Other fields include 'Single Call Max Duration(min)' set to '0', 'Max. Call Duration' set to '0', and 'Enable Clear Stat' set to 'No'. The 'Balance Alarm Settings' section includes 'Alarm threshold' (empty), 'Port' (Port 1), 'Number' (empty), 'Prompt' (alarm), and 'E-mail Notification' (No).

3. Added periodic call duration clearing function for each GSM trunk.

Path: Gateway→Module List→Module List

Instruction:

This function is to reset the call duration to zero periodically. It can be set by day, week or month.

Edit GSM Trunk - GSM1

General | **Call Duration Settings** | Advanced Settings

Single Call Max Duration(min): 0

Round up duration: 60 s

Max. Call Duration: 0 s

Enable Clear Stat: Yes

Clear Period: Month

Clear Period Time: 2014 - 10 - 01 00 : 00

Balance Alarm Settings

Alarm threshold: s

Port: Port 1

Number:

Prompt: alarm [Custom Prompts](#)

E-mail Notification: No

Save Cancel

You can also clear the call duration manually by clicking the call duration value on Module List page.

Path: Gateway→Module List→Module List

Instruction:

Port	Trunk Name	Type	Single Call Max Duration(min)	Max. Call Duration(s)	Call Duration(s)	Enabled/Disabled	Power On/Off	Reboot Module
1	GSM1	GSM	0	0	120	Enabled	Power Off	Reboot

4. Added configuration of GSM-SIP Response Code.

Path: Gateway→VoIP Settings→SIP Settings

Instruction:

The settings define which respond code to send to VoIP Server for a failed call from NeoGate TG to VoIP Server.

SIP Settings

General | NAT | Codecs | QOS | **Response Code** | Advanced Settings

Gsm-Sip Response Code Configuration

Enable Gsm-Sip Response Code: Yes

GSM Reason	SIP Response Code
Vacant Number	404
Hangup Normal	480
User Busy	486
No Response	408
Rejected	403
Wireless Network Failure	503

5. Added “Email to SMS” feature and “SMS to Email” feature.

Path: SMS→SMS Settings

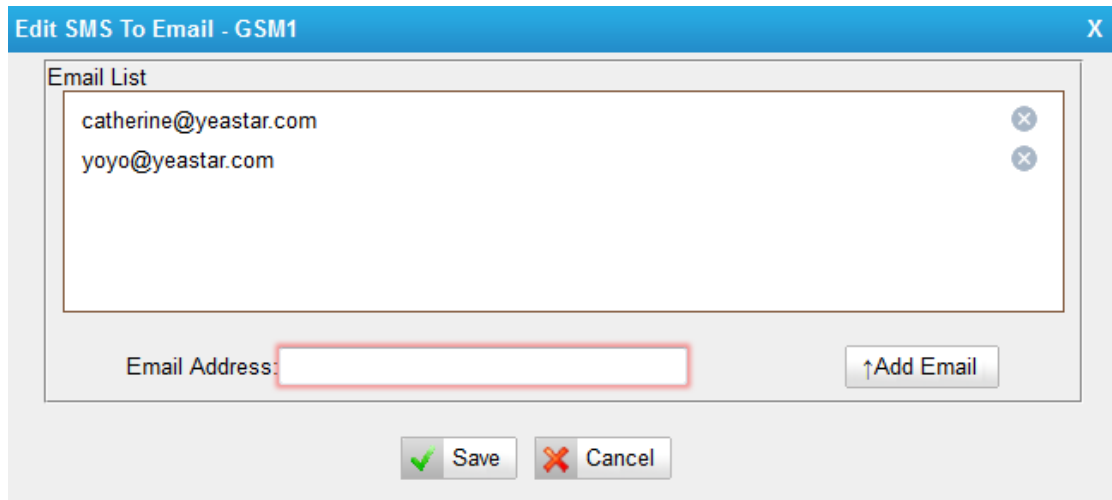
Instruction:

- 1) Enable SMS to Email



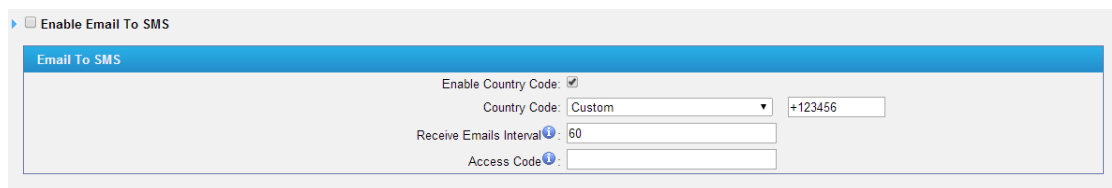
If you enable this, as soon as the GSM trunk receive an SMS, NeoGate TG will send it to the email addresses listed on the Email List.

You can add email addresses to the Email List.

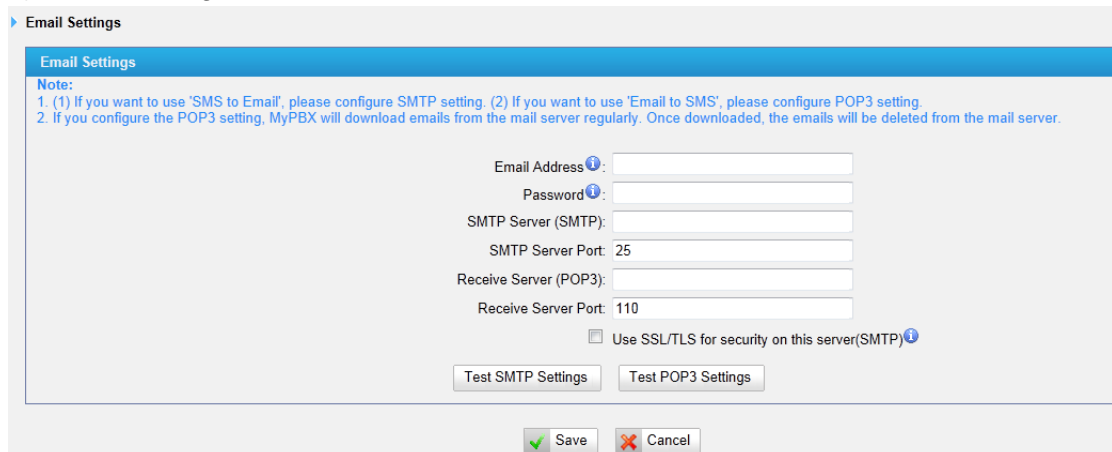


- 2) Enable Email to SMS

If you enable this, you can send SMS by sending an email to the specified address (which is set in “Email Settings”).



3) Email Settings



1. If you want to use “SMS to Email”, POP3 must be configured.
2. If you want to use “Email to SMS”, SMTP must be configured.
3. If you configure the POP3 setting, NeoGate TG will download emails from the mail server regularly. Once downloaded, the emails will be deleted from the mail server.

6. Added “SMS Clear Settings” for SMS Outbox and SMS Inbox.

Path: SMS→SMS Clear Settings

Instruction:

SMS Clear Settings are designed to automatically delete texts from the GSM numbers after a given amount of time. This will keep you inbox and outbox nice and clean.

SMS Clear Settings

Outbox

SMS Clear Enabled: Yes

Start Date:

End Date:

Status: All

Clear Period: Day

Clear Period Time: 2014 - 10 - 09 00 : 00

Inbox

SMS Clear Enabled: No

Start Date:

End Date:

Has Read: All

Clear Period: Day

Clear Period Time: 2014 - 10 - 09 00 : 00

7. Added “Disable” feature for GSM trunks to limit outbound calls through the trunks.

Path: SMS→SMS Clear Settings

Instruction:

The GSM trunk will be unavailable to make calls after disabling.

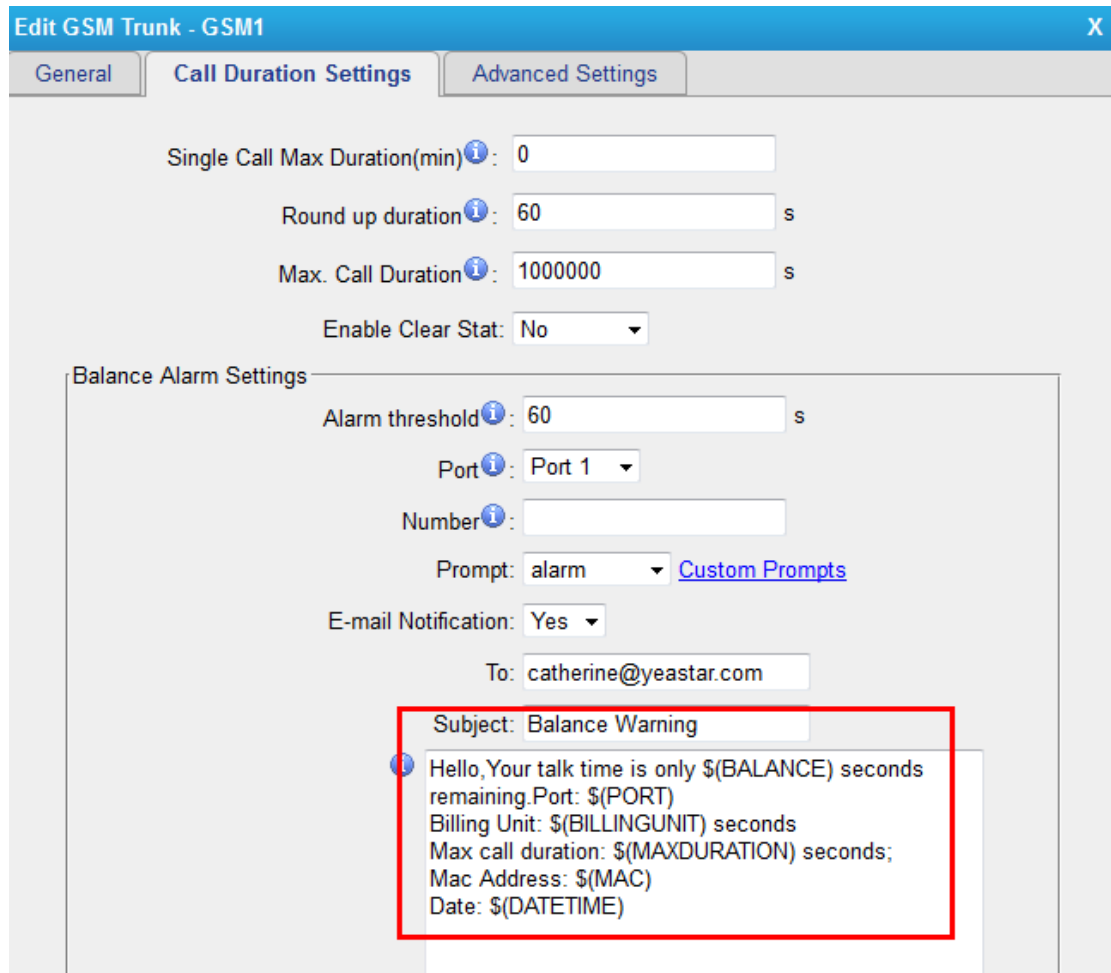
Port	Trunk Name	Type	Single Call Max Duration(min)	Max. Call Duration(s)	Call Duration(s)	Enabled/Disabled	Power On/Off	Reboot Module	
<input type="checkbox"/>	1	GSM1	GSM	0	0	120	Enabled	Power Off	Reboot

8. The Subject and contents of Email alerts are configurable in Balance Alarm Settings.

Path: Gateway→Mobile List

Instruction:

You can customize the email subject and the content by yourself.



Edit GSM Trunk - GSM1

General | **Call Duration Settings** | Advanced Settings

Single Call Max Duration(min) *i*: 0

Round up duration *i*: 60 s

Max. Call Duration *i*: 1000000 s

Enable Clear Stat: No

Balance Alarm Settings

Alarm threshold *i*: 60 s

Port *i*: Port 1

Number *i*:

Prompt: alarm [Custom Prompts](#)

E-mail Notification: Yes

To: catherine@yeastar.com

Subject: Balance Warning

i Hello,Your talk time is only \$(BALANCE) seconds remaining.Port: \$(PORT)
Billing Unit: \$(BILLINGUNIT) seconds
Max call duration: \$(MAXDURATION) seconds;
Mac Address: \$(MAC)
Date: \$(DATETIME)


9. Added a separate “sms” account to access the SMS settings.

Instruction:

Log in NeoGate by user name “sms”, you can manage the SMS settings.

The default password is “password”.

VoIP GSM Gateway for Cost Reduction

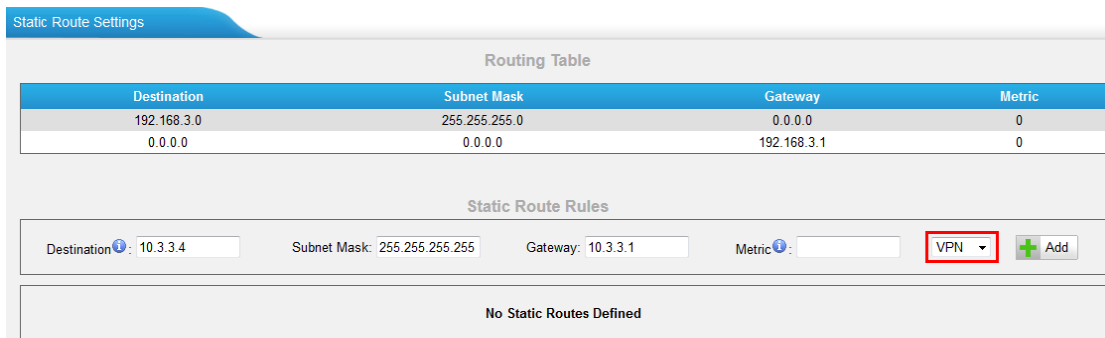


10. Supports VPN network in “Static Route Settings”.

Path: Gateway→Mobile List→Mobile List

Instruction:

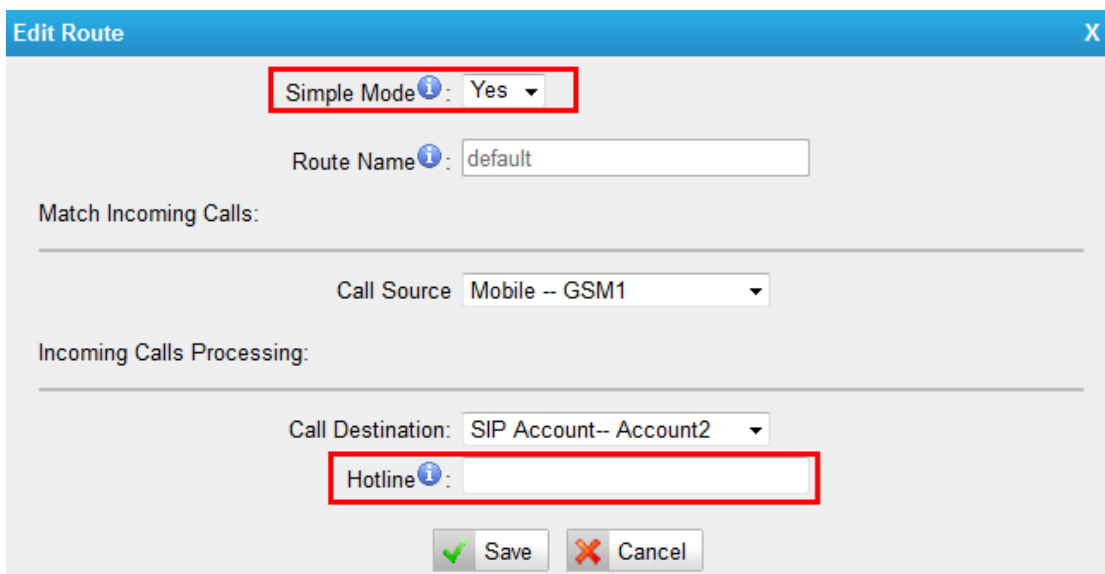
You can add a static route for a VPN network.



11. Added “Hotline” option on a Route settings page with Simple Mode.

Path: Gateway→Routes Settings→Mobile to IP / IP to Mobile

Instruction:



12. Added “NO CARRIER” status on Call Log page for the call failed caused by GSM.

Path: Gateway→Routes Settings→Mobile to IP / IP to Mobile

Instruction:

When you make a call to an invalid GSM number, the status will show “NO CARRIER”.

Call Logs

Search Condition

Start Date: 5 Sep 2014 End Date: 09 Oct 2014 Caller/Callee: Trunk: All

Duration: Billing Duration: Status: All Communication Type: All

Start Searching

Download the records Delete the records

Total: 45407 Show: 51-75 View: 25

Time	Caller	Callee	Source Trunk	Destination Trunk	Duration	Billing Duration	Status	Communication Type
2014-10-04 03:17:26	324	10010	to	GSM3	80	67	ANSWERED	IP->GSM
2014-10-04 03:17:23	312	10010	to	GSM1	78	67	ANSWERED	IP->GSM
2014-10-04 03:17:22	311	10010	to	GSM9	77	66	ANSWERED	IP->GSM
2014-10-04 03:17:19	320	10010	to	GSM5	76	66	ANSWERED	IP->GSM
2014-10-04 03:17:18	308	10010	to	GSM5	2	0	FAILED	IP->GSM
2014-10-04 03:17:18	318	10010	to	GSM3	6	0	FAILED	IP->GSM
2014-10-04 03:17:05	316	10010	to	GSM5	11	0	FAILED	IP->GSM
2014-10-04 03:17:05	314	10010	to	GSM3	13	0	NO CARRIER	IP->GSM
2014-10-04 03:16:56	310	10010	to	GSM8	87	76	ANSWERED	IP->GSM

===Firmware Version: V53.18.0.34===

Applicable Model: NeoGate TG200 V2 & TG400

Release Date: May 15th, 2014

1. New Features

1. Added "Echo cancellation algorithm" option on "General Preferences" page.
2. Supports new modules SIM800 and SIM2000C.

2. Bug Fixes

1. Fixed the issue that the device would reboot itself when there were massive calls made on the system.
2. Fixed the issue that the GSM trunk signal would be lost after the SIM module has been working for a period of time on NeoGate TG.
3. Fixed the issue that SMS sent out would have messy codes at the end of the original message if the SMS has more than 70 characters, containing Chinese characters and numbers or Chinese characters and English characters.
4. Fixed the Caller ID display bug. The scenario is that two SIM cards were inserted on NeoGate TG, the first one with Caller ID feature activated, the second inactivated. Call 1: call the second number, the Caller ID would show Unknown. Call 2: call the first number, the Caller ID would be correctly displayed. Afterwards, insert the two SIM cards to each other's slot. The card with Caller ID off would always display the number that dialed the first card in Call 2, no matter which number called it.
5. Fixed the issue that the spam messages from China Mobile would be shown as gibberish on NeoGate TG "Inbox" page.

3. Instruction (New Features)

1. Added "Echo cancellation algorithm" option on "General Preferences" page.

Path: Gateway→VoIP Settings→General Preferences

Instruction:

Users can adjust the echo cancellation algorithm according to their circumstances to get better voice quality.

General Settings	
Ring Timeout	60 s
MAX Call Duration	6000 s
HTTP Bind Port	80
Two Stage Dialing Prompt	No
Echo cancellation algorithm	aer oslec ecr

2. Supports new modules SIM800 and SIM2000C.

Instruction:

After upgrading to the new firmware, all the old and new modules can be used on the device.

Please check the following pictures of the old module SIM900 and two new modules SIM800, SIM2000C.



SIM 900

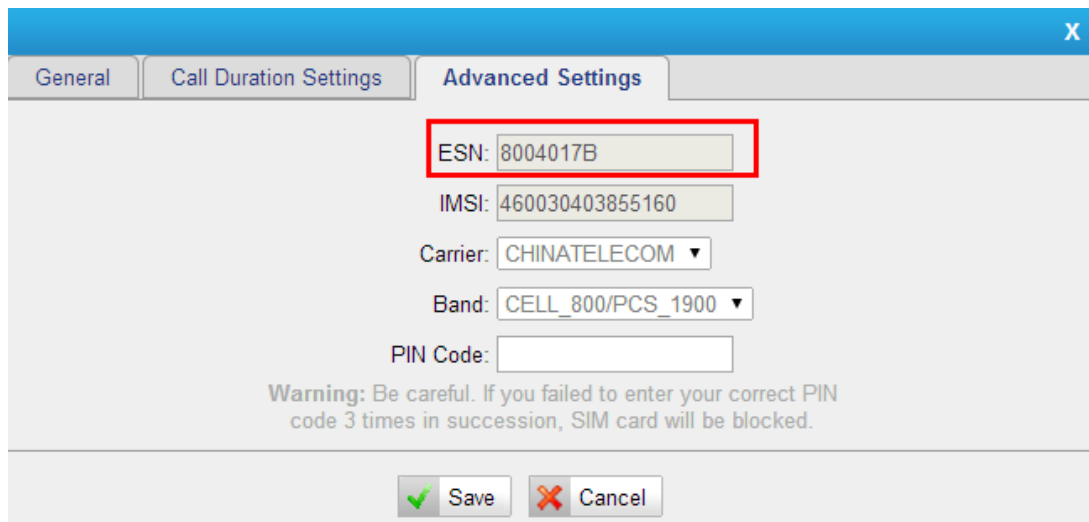
SIM800

SIM2000C

Figure 3-1

Only the frequency band "CELL_800/PCS_1900" is supported on SIM2000C currently. More frequency bands will be supported on module SIM2000C soon.

The identification number on SIM2000C is called ESN (Electronic Serial Number), while it is called IMEI(International Mobile Equipment Identity) on SIM900 and SIM800.



General Call Duration Settings **Advanced Settings**

ESN: 8004017B

IMSI: 460030403855160

Carrier: CHINATELECOM ▼

Band: CELL_800/PCS_1900 ▼

PIN Code:

Warning: Be careful. If you failed to enter your correct PIN code 3 times in succession, SIM card will be blocked.

Save Cancel

Figure 3-2

The function of the new module SIM800 is the same as the old module SIM900.

The Bands supported on SIM800 and SIM900 are:

PGSM900

DCS1800

PCS1900

EGSM900

GSM850

EGSM900/DCS1800

GSM850/PCS1900

EGSM850/PCS1900

====Firmware Version: V53.18.0.31====

Applicable Model: NeoGate TG200 V2 & TG400

Release Date: May 7th, 2014

1. New Features

1. Added Azerbaijan Country Code on SMS Settings page.

2. Bug Fixes

1. Fixed the issue that not all SMS could be deleted when batch deleting on "Outbox" page.
2. Fixed the issue that Asterisk would reboot if an incoming call to NeoGate TG was routed to an unregistered VoIP account on TG.

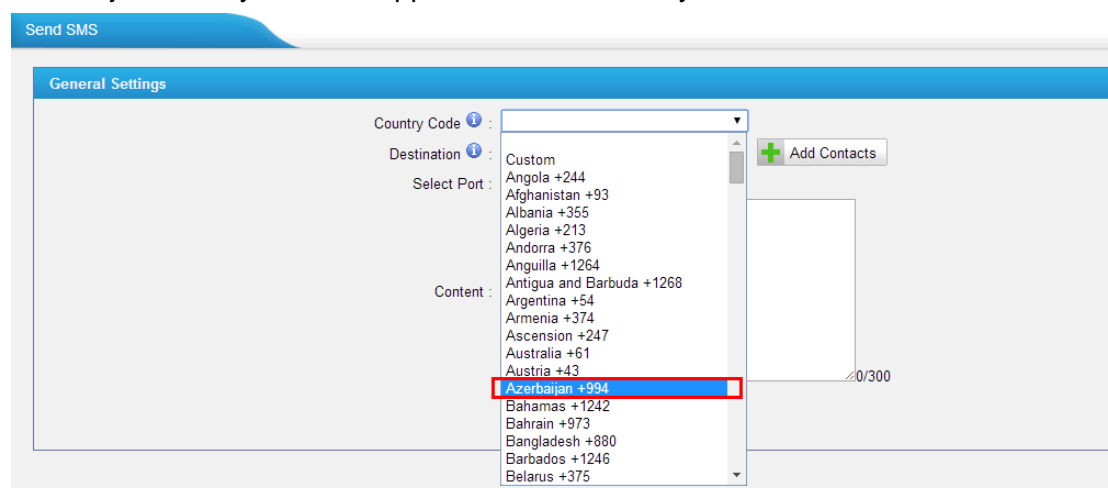
3. Instruction (New Features)

1.Added Azerbaijan Country Code on SMS Settings page.

Path: SMS→Send SMS

Instruction:

Azerbaijan country code is supported when users try to send SMS.



===Firmware Version: V53.18.0.28===

Applicable Model: NeoGate TG200 V2 & TG400

Release Date: January 27th, 2014

1. New Features

1. Added Web GUI Language Russian.
2. Added SMS/USSD ports for sending message through HTTP.

2. Bug Fixes

1. Fixed the issue that configurations made on "API Settings" page would not take effect.
2. Fixed the issue that "DID Number" settings on "IP to Mobile" route could not work.
3. Fixed the issue that inquiry would fail when enabling "Call Waiting" for selected GSM port.
4. Fixed the issue that inquiry would fail when enabling "Follow me" for selected GSM port.
5. Fixed the issue that a character-based caller ID of GSM trunk would not work correctly.
6. Fixed the issue that the "Caller" showed "s" on "Call Logs" page if the PBX and NeoGate TG are connected by "Account" Mode and incoming calls go to PBX through NeoGate TG.
7. Fixed the issue that it would fail to receive a SMS, which has more than 70 characters.
8. Fixed the issue that it would fail to send a SMS, whose 160th character is a special character.
9. Fixed the issue that system would automatically catch the next GSM trunk to make another call to the callee if the callee refused the previous call.
10. Fixed the issue that DTMF could not be detected on NeoGate TG200.

3. Instruction (New Features)

1. Added Web GUI Language Russian.

Instruction:



2. Added SMS/USSD ports for sending message through HTTP.

Instruction:

Users can send SMS or USSD via HTTP through NeoGate TG.

Sending SMS format:

`http://[IP]/cgi/WebCGI?1500101=account=[user]&password=[pass]&port=[port]&destination=351[phone_number]&content=[MSG]`

Sending USSD format:

`http://[IP]/cgi/WebCGI?1500102=account=[user]&password=[pass]&port=[port]&content=[MSG]`

[IP]: NeoGate TG IP address

[User]: The "Username" you set on "API Settings" page.

[pass]: The "Password" you set on "API Settings"

[port]: Sending message from selected GSM port on NeoGate

[phone_number]: The destination phone number.

[MSG]: The content of the message that you want to send.

Please check the following example SMS message from web.

If you want to send a message "Hello world!!" to phone number 15880270900 through NeoGate TG GSM port 1.

The URL format should be like this:

<http://192.168.5.176/cgi/WebCGI?1500101=account=apiuser&password=password&port=1&destination=15880270900&content=Hello world!!>

[The End]